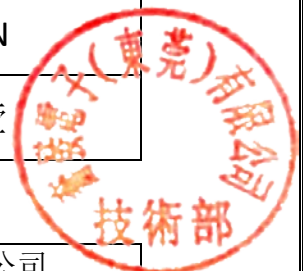


SPECIFICATION FOR APPROVAL

CUSTOMER	
CUSTOMER P/N	
DESCRIPTION/SPEC	SFP5022C Series
EDITION	A
DATE	2020-6-28

CUSTOMER APPROVAL		
APPROVED	CHECKED	DESIGN

FENFA APPROVAL		
APPROVED	CHECKED	DESIGN
马德邦	石启明	马雪莹



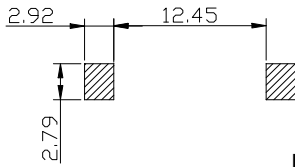
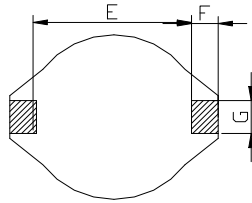
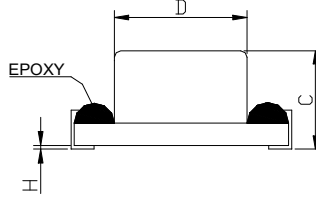
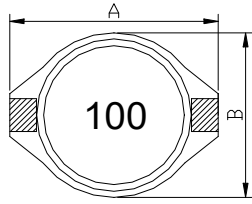
奮發電子有限公司	奮發電子（東莞）有限公司 FENFA ELECTRONICS (DONGGUAN) CO., LTD
FENFA ELECTRONICS LTD.	东莞市中禹智能科技有限公司 ZHONGYU INTELLIGENT TECHNOLOGY (DONGGUAN) CO., LTD.
Flat Q, 3/F, Phase 1, Kwun Tong Ind. Centre, 460 Kwun Tong Road, Kowloon, Hong Kong	3/F, No.5 Hui Cheng Science Park, Xia Keng No.3 Industrial Road, Chang Ping Town, Dongguan, Guangdong Province, China
Tel: (852) 2372 0880, Fax: (852) 2372 0131	Tel: (86) 769-86291668 ext - 621
Website: www.coilsfenfa.com	
E-mail: sales@coilsfenfa.com	

SPECIFICATION FOR APPROVAL

SFP5022C Series

Rev.No.	A
Page	1

I . CONFIGURATION & DIMENSIONS:



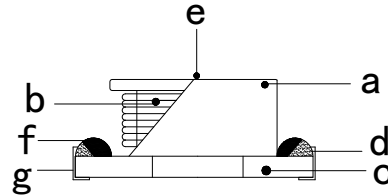
Marking is for reference

A:18.54max	mm
B:15.24max	mm
C:7.62max	mm
D:12.7±0.3	mm
E:12.7ref	mm
F:2.54ref	mm
G:2.54ref	mm
H:0.15±0.05	mm

II . MATERIALS:

NO. DESCRIPTION

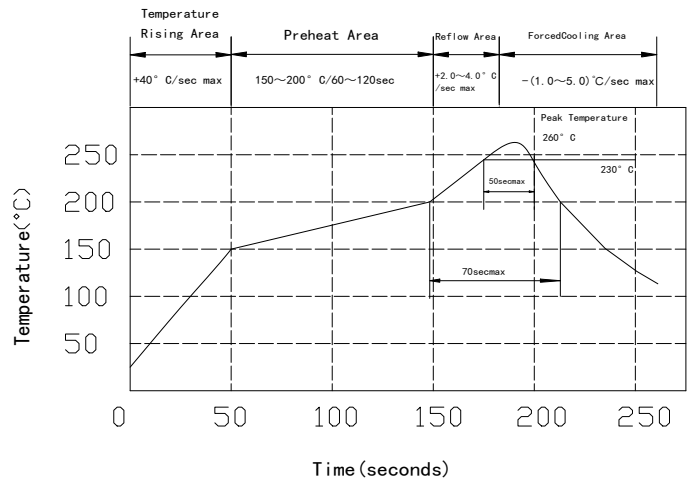
- a. CORE
- b. WIRE
- c. BASE
- d. SOLDER
- e. INKING
- f. EPOXY
- g. CLIP



III . GENERAL SPECIFICATION:

1. Tested at 100KHz,0.1Vrms,0 Adc.
2. DC current at which the inductance drops 10% typ from its value without current.
3. Average current for 40°C temperature rise from 25°C.
4. Electrical specifications at:25°C
5. Storage temp range:+5°C----+85°C
6. Operating temp range:-40°C----+85°C

PeakTemp:260°C max
 Max time above230°C:50secmax
 Max time above200°C:70secmax



SPECIFICATION FOR APPROVAL

SFP5022C Series				Rev.No.	A
				Page	2
PART NO	Ls	DCR max	IDC max	TEST FREQ.	
	(uH)	(mΩ)	(A)	(Hz)	
<input type="checkbox"/> SFP5022C-100M-R-S-LF F0001911100MS1	10.0	40	8.00	100K/0.1V	
<input type="checkbox"/> SFP5022C-150M-R-S-LF F0001911150MS1	15.0	48	7.00	100K/0.1V	
<input type="checkbox"/> SFP5022C-220M-R-S-LF F0001911220MS1	22.0	59	6.00	100K/0.1V	
<input type="checkbox"/> SFP5022C-330M-R-S-LF F0001911330MS1	33.0	75	5.00	100K/0.1V	
<input type="checkbox"/> SFP5022C-470M-R-S-LF F0001911470MS1	47.0	97	4.00	100K/0.1V	
<input type="checkbox"/> SFP5022C-680M-R-S-LF F0001911680MS1	68.0	138	3.00	100K/0.1V	
<input type="checkbox"/> SFP5022C-101M-R-S-LF F0001911101MS1	100.0	207	2.40	100K/0.1V	
<input type="checkbox"/> SFP5022C-151M-R-S-LF F0001911151MS1	150.0	293	2.10	100K/0.1V	
<input type="checkbox"/> SFP5022C-221M-R-S-LF F0001911221MS1	220.0	470	1.90	100K/0.1V	
<input type="checkbox"/> SFP5022C-331M-R-S-LF F0001911331MS1	330.0	780	1.10	100K/0.1V	
<input type="checkbox"/> SFP5022C-471M-R-S-LF F0001911471MS1	470.0	1080	1.10	100K/0.1V	
<input type="checkbox"/> SFP5022C-681M-R-S-LF F0001911681MS1	680.0	1400	0.96	100K/0.1V	
<input type="checkbox"/> SFP5022C-102M-R-S-LF F0001911102MS1	1000.0	2010	0.80	100K/0.1V	

SPECIFICATION FOR APPROVAL

SFP5022C Series

Rev.No.


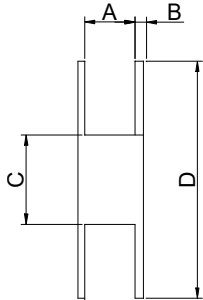
A

Page

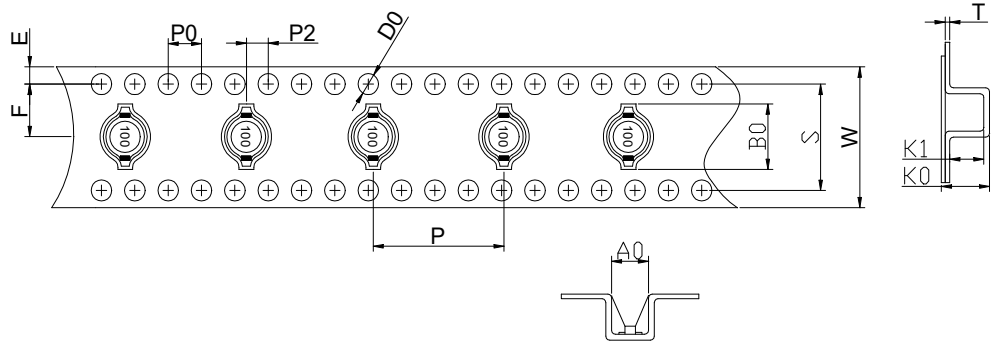
3

PACKAGE:

9. Packaging information
9-1 Reel Dimension Tape Dimension



STYLE	A(mm)	B(mm)	C(mm)	D(mm)
13"*32	32.5	2.3±0.1	100	330

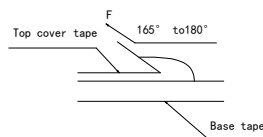


STYLE	W	E	F	P	P0	P2	D0
32mm	32.0±0.3	1.75±0.1	14.2±0.1	20.0±0.1	4.0±0.1	2.0±0.1	1.5±0.1
	T	A0	B0	K0	K1	S	
	0.40±0.05	15.4±0.1	18.8±0.1	7.5±0.1	7.3±0.1	28.4±0.1	

9-2 Packaging Quantity

SERIES	1 REEL		INNER CARTON		MIDDLE CARTON			OUTER CARTON		
	Q TY(PCS)	REEL	Q TY(PCS)	SIZE(mm)	REEL	Q TY(PCS)	SIZE(mm)	REEL	Q TY(PCS)	SIZE(mm)
SFP5022C	250	2	500	345*340*70				4	1000	360*350*156

9-3 Tearing off Force



The force for tearing off cover tape is 5 to 120 grams in the arrow direction under the following conditions

Room Temp (°C)	Room Humidity (%)	Room aim (hpa)	Room Speed mm/min
5-35	45-85	860-1060	300

Application Notice

Storage Conditions

To maintain the solderability of terminal electrodes:

1. Temperature and humidity conditions: Less than 40°C and 70 RH.
2. Recommended products should be used within 6 months from the time of delivery.
3. The packaging material should be kept where no chlorine or sulfur exists in the air.

Transportation

1. Products should be handled with care to avoid damage or contamination from perspiration and skin oils
2. The use of tweezers or vacuum pick ups is strongly recommended for individual components.
3. bulk handling should ensure that abrasion and mechanical shock are minimized.