

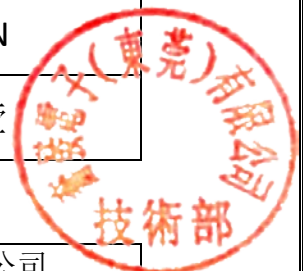


SPECIFICATION FOR APPROVAL

CUSTOMER	
CUSTOMER P/N	
DESCRIPTION/SPEC	SFRH124T Series
EDITION	A
DATE	2024-12-18

CUSTOMER APPROVAL		
APPROVED	CHECKED	DESIGN

FENFA APPROVAL		
APPROVED	CHECKED	DESIGN
马德邦	石启明	马雪莹



奮發電子有限公司	奮發電子（東莞）有限公司 FENFA ELECTRONICS (DONGGUAN) CO., LTD
FENFA ELECTRONICS LTD.	东莞市中禹智能科技有限公司 ZHONGYU INTELLIGENT TECHNOLOGY (DONGGUAN) CO., LTD.
Flat Q, 3/F, Phase 1, Kwun Tong Ind. Centre, 460 Kwun Tong Road, Kowloon, Hong Kong	3/F, No.5 Hui Cheng Science Park, Xia Keng No.3 Industrial Road, Chang Ping Town, Dongguan, Guangdong Province, China
Tel: (852) 2372 0880, Fax: (852) 2372 0131	Tel: (86) 769-86291668 ext - 621
Website: www.coilsfenfa.com	
E-mail: sales@coilsfenfa.com	

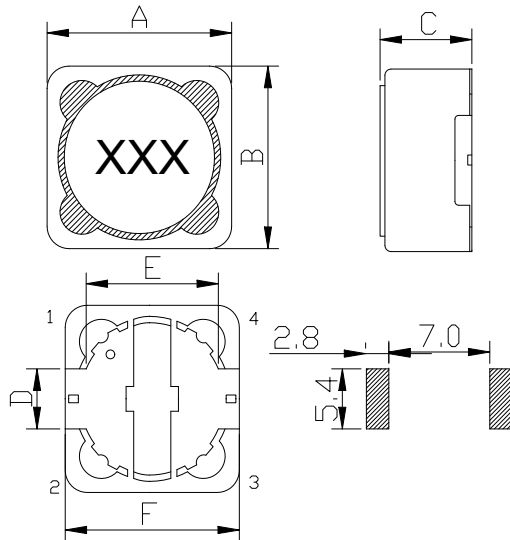


SPECIFICATION FOR APPROVAL

SFRH124T Series

Rev.No.	A
Page	1

I .CONFIGURATION&DIMENSIONS:



A:12.0±0.3 mm

B:12.0±0.3 mm

C:4.5max mm

D:5.0±0.2 mm

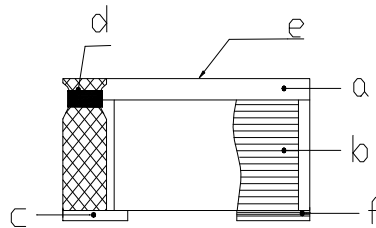
E:7.6±0.2 mm

F:11.8±0.2 mm

Remark: XXX is inductance

II .MATERIALS:

NO.	DESCRIPTION
a.	CORE
b.	WIRE
c.	BASE
d.	SOLDER
e.	INKING
f.	EPOXY



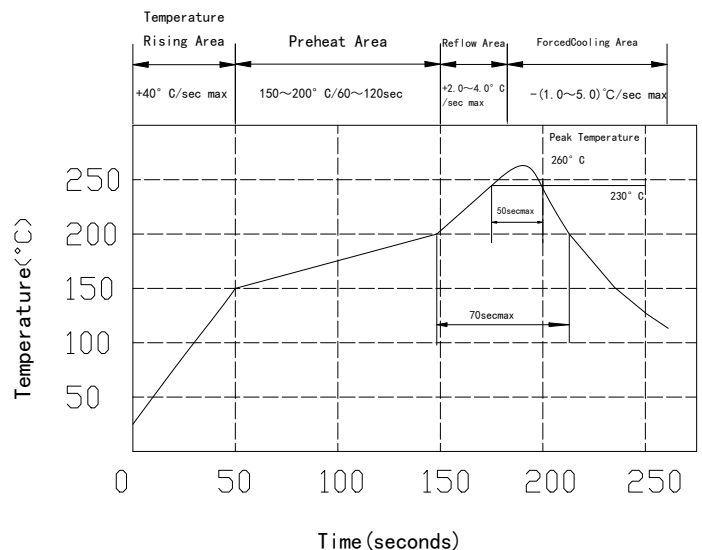
III .GENERAL SPECIFICATION:

1. Tested at 100KHz,0.1Vrms,0 Adc.
2. DC current at which the inductance drops 30% typ from its value without current.
3. Average current for 40°C temperature rise from 25°C.
4. Electrical specifications at:25°C
5. Storage temp range:-40°C----+85°C
6. Operating temp range:-40°C----+125°C

PeakTemp:260°C max

Max time above230° C:50secmax

Max time above200° C:70secmax



SPECIFICATION FOR APPROVAL

SFRH124T Series

Rev.No.

A

Page

2

PART NO	Ls	DCR max	Isat max	TEST FREQ.
	(uH)	(mΩ)	(A)	(Hz)
<input type="checkbox"/> SFRH124T-3R9N-R-S-LF	3.9	15	6.50	100K/0.1V
<input type="checkbox"/> SFRH124T-4R7M-R-S-LF	4.7	18	5.70	100K/0.1V
<input type="checkbox"/> SFRH124T-6R8N-R-S-LF	6.8	23	4.90	100K/0.1V
<input type="checkbox"/> SFRH124T-8R2N-R-S-LF	8.2	26	4.60	100K/0.1V
<input type="checkbox"/> SFRH124T-100M-R-S-LF	10.0	28	4.50	100K/0.1V
<input type="checkbox"/> SFRH124T-120M-R-S-LF	12.0	38	4.00	100K/0.1V
<input type="checkbox"/> SFRH124T-150M-R-S-LF	15.0	50	3.20	100K/0.1V
<input type="checkbox"/> SFRH124T-180M-R-S-LF	18.0	57	3.10	100K/0.1V
<input type="checkbox"/> SFRH124T-220M-R-S-LF	22.0	66	2.90	100K/0.1V
<input type="checkbox"/> SFRH124T-270M-R-S-LF	27.0	80	2.80	100K/0.1V
<input type="checkbox"/> SFRH124T-330M-R-S-LF	33.0	97	2.70	100K/0.1V
<input type="checkbox"/> SFRH124T-390M-R-S-LF	39.0	132	2.10	100K/0.1V
<input type="checkbox"/> SFRH124T-470M-R-S-LF	47.0	140	1.90	100K/0.1V
<input type="checkbox"/> SFRH124T-560M-R-S-LF	56.0	190	1.80	100K/0.1V
<input type="checkbox"/> SFRH124T-680M-R-S-LF	68.0	220	1.50	100K/0.1V
<input type="checkbox"/> SFRH124T-820M-R-S-LF	82.0	260	1.30	100K/0.1V
<input type="checkbox"/> SFRH124T-101M-R-S-LF	100.0	308	1.20	100K/0.1V

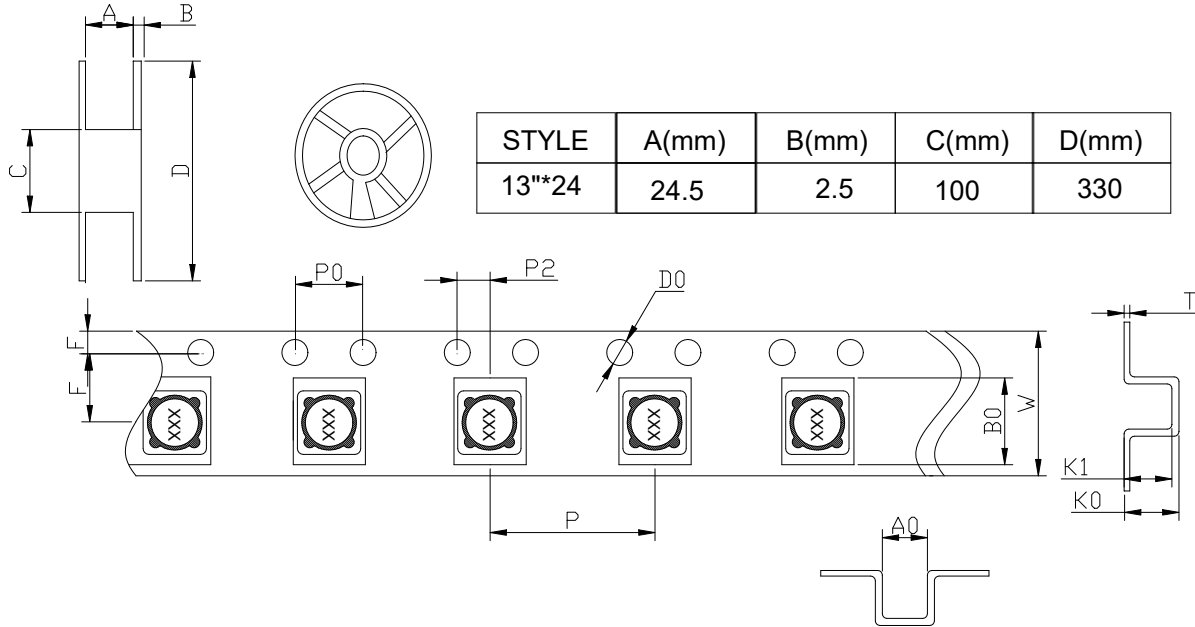
SPECIFICATION FOR APPROVAL

SFRH124T Series

Rev.No.	A
Page	4

PACKAGE:

9. Packaging Information
9-1Reel Dimension Tape Dimension



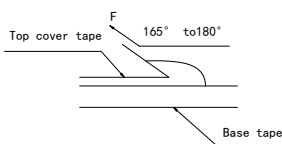
STYLE	A(mm)	B(mm)	C(mm)	D(mm)
13"*24	24.5	2.5	100	330

STYLE	W	E	F	P	P0	P2	D0
24mm	24.0±0.3	1.75±0.1	11.5±0.1	16.0±0.1	4.0±0.1	2.0±0.10	1.5±0.1
	T	A0	B0	K0	K1		
	0.4±0.05	12.4±0.1	12.4±0.1	4.9±0.1	4.2±0.1		

9-2Packaging Quantity

SERIES	1 REEL	INNER CARTON			MIDDLE CARTON			OUTER CARTON		
	Q TY(PCS)	REEL	Q TY(PCS)	SIZE(mm)	REEL	Q TY(PCS)	SIZE(mm)	REEL	Q TY(PCS)	SIZE(mm)
SFRH124T	500	2	1000	345*350*70				4	2000	360*350*156

9-3Tearing off Force



The force for tearing off cover tape is 5 to 120 grams in the arrow direction under the following conditions

Room Temp (°C)	Room Humidity (%)	Room aim (hpa)	Room Speed mm/min
5-35	45-85	860-1060	300

Application Notice

Storage Conditions

To maintain the solderability of terminal electrodes:

1. Temperature and humidity conditions: Less than 40°C and 70% RH.
2. Recommended products should be used within 6 months from the time of delivery.
3. The packaging material should be kept where no chlorine or sulfur exists in the air.

Transportation

1. Products should be handled with care to avoid damage or contamination from perspiration and skin oils.
2. The use of tweezers or vacuum pick ups is strongly recommended for individual components.
3. bulk handling should ensure that abrasion and mechanical shock are minimized.